



Professionals preference since 1953

# Product Catalog

2024 / 03 - EN



## Product Catalog

**2024 / 03 - EN**

# TABLE OF CONTENTS

## MIG/MAG INVERTER WELDING MACHINES

- 4 LN350CW SYNERGIC PULSE
- 5 LN350C SYNERGIC PULSE
- 6 LN350A SYNERGIC PULSE / LN350W SYNERGIC PULSE
- 7 LN350A PULSE / LN350W PULSE
- 8 LN500A / LN500W PULSE
- 9 LN500A / LN500W SYNERGIC DOUBLE PULSE
- 10 LN800W SYNERGIC DOUBLE PULSE
- 11 ROBOTIC AUTOMATION

## MIG/MAG GAS WELDING MACHINES

- 14 MIG500A-YV and MIG500W-YV

## INVERTER ARC WELDING MACHINES

- 16 MA200
- 17 MA350P

## SUBMERGED WELDING MACHINES

- 20 SAW800 / SAW1000 / CV1000
- 21 SAW TRACTOR TP K-6T
- 22 SAW SUBMERGED FIXED HEAD K-6T

## TIG WELDING MACHINES

- 24 TIG250 DC

## LASER WELDING MACHINES

- 26 NL1500W
- 27 NL2000W
- 28 NLT2000W
- 29 DOUBLE WIRE FEEDER

## CONSUMABLES

- 31 MATERIAL LIST



## ABOUT US

Nuriş Teknoloji was founded in 1953 as the first welding machine manufacturer of Türkiye. Nuriş Teknoloji has nearly 70 years of industry experience in new-generation welding machines and plasma cutting machines.

Today, Nuriş Teknoloji has become a company that does its R&D and aims at 100% customer satisfaction with its high-quality standards and extensive after-sales services.

Nuriş Teknoloji has more than 100 dealers and more than 70 technical services in Türkiye and around the world.

Nuriş Teknoloji manufactures Turkish-made arc welding machines that work 24 hours a day, under the harshest conditions, from the coldest of Russia to the hottest of the Gulf countries and Africa, Türkiye, and almost all over the world.

With the high-tech welding machines, even in places where dust-intensive areas such as the desert environment and cement industry to places where humidity and sea salt are intense, such as shipbuilding and shipyards, it is the focus of industrialists and welders today with its nearly zero maintenance cost and near-zero downtime.





**NURİŞ**

# MIG / MAG INVERTER WELDING MACHINES



## LN350CW SYNERGIC PULSE

LN350CW SYNERGIC PULSE is an inverter-based arc welder that allows MIG/MAG, MMA and lift-TIG welding to be done with a single device. Thanks to its integrated wire feeding unit and modular water-cooling system, it can be used easily in all kinds of welding works.

LN350CW SYNERGIC PULSE

Stock Code: NMIMCD30001

LN350CW SYNERGIC PULSE WITH TROLLEY

Stock Code: NMIMCD31001

### Technical Parameters

System Voltage	3 phase 380V 50Hz
Input Power	14.4 kVA
Current Adjustment Range	40A – 350A
Open Circuit Voltage	70V
Voltage adjustment range	15V – 34V
Duty Cycle (MIG mode, 40°C)	350A, %35
	300A, %60
	270A, %100
Weight	80.5kg LN350CW+ Trolley
Protection Class	IP21S
MIG Torch cooling	With water
Warranty	2 years

### Accessories

MIG Torch	3 meters (water)
Gas regulator	1 piece argon
CO <sub>2</sub> Heater (24V)	1 piece optional
Chassis Cable	3 meters (50 mm <sup>2</sup> )
Power cable	3 meters (4x2.5 mm <sup>2</sup> )
Trolley	Optional



**LN350CW Synergic Pulse  
with Trolley**

## LN350C SYNERGIC PULSE

LN350C SYNERGIC PULSE is an inverter-based arc welder that allows MIG/MAG, MMA, and lift - TIG welding to be done with a single device. It can be used easily in all kinds of welding works with its integrated wire entry unit and modular water-cooling system.

LN350C SYNERGIC PULSE

Stock Code: NMIMCC30001

LN350C SYNERGIC PULSE WITH TROLLEY

Stock Code: NMIMCC31001



**LN350C Synergic Pulse**



**LN350C Synergic Pulse with Trolley**

### Technical Parameters

System Voltage	3 phase 380V 50Hz
Input Power	14.1 kVA
Current Adjustment Range	40A – 350A
Open Circuit Voltage	70V
Voltage adjustment range	15V – 34V
Duty Cycle (MIG mode, 40°C)	350A, %35
	300A, %60
	270A, %100
Weight	40kg LN350C
Protection Class	IP21S
MIG Torch cooling	With air
Warranty	2 years

### Accessories

MIG Torch	3 meters (air)
Gas regulator	1 piece argon
CO <sub>2</sub> Heater	1 piece optional
Chassis Cable	3 meters (50 mm <sup>2</sup> )
Power cable	3 meters (4x2.5 mm <sup>2</sup> )
Trolley	Optional



## LN350A SYNERGIC PULSE/LN350W SYNERGIC PULSE

The synergic function selects the appropriate welding parameters itself when any of the material types, material thickness, shielding gas type, wire speed, or current values are selected.

The advanced pulse system provides spatter-free welding without deforming the workpiece. It is suitable for welding aluminium, stainless steel, and carbon steel.

LN350A SYNERGIC DOUBLE PULSE

Stock Code: NMIMSA30000

LN350W SYNERGIC DOUBLE PULSE

Stock Code: NMIMSW30000

Technical Parameters	
System Voltage	3 phase 380V 50Hz
Input Power	14.4 kVA
Current Adjustment Range	40A – 350A
Open Circuit Voltage	70V
Voltage adjustment range	15V – 34V
Duty Cycle (MIG mode, 40°C)	350A, %35
	300A, %60
Weight	69 kg + 15.2 kg
	Dimension
Protection Class	IP21S
Warranty	2 years

Accessories	
MIG Torch LN350A	3 meters (air)
MIG Torch LN350W	3 meters (water)
Gas regulator	1 piece argon
CO <sub>2</sub> Heater (24V)	1 piece optional
Chassis Cable	3 meters (50 mm <sup>2</sup> )
Power cable	3 meters (4x2.5 mm <sup>2</sup> )



**LN350W Synergic  
Double Pulse**

## LN350A PULSE / LN350W PULSE

LN500A PULSE and LN500W is an inverter-based arc welder that allows MIG, MMA, and lift-TIG welding to be done with a single device. The constant current (CC) and constant voltage (CV) control modes provide the capability to weld any kind of electrode diameters and make grooving/cutting operations using up to 8 mm carbon electrodes.

LN350A PULSE

Stock Code: NMIMBA30000

LN350W PULSE

Stock Code: NMIMBW30000

### Technical Parameters

System Voltage	3 phase 380V 50Hz
Input Power	14.4 kVA
Current Adjustment Range	40A – 350A
Open Circuit Voltage	70V
Voltage adjustment range	15V – 34V
Duty Cycle (MIG mode, 40°C)	350A, %35
	300A, %60
	270A, %100
Weight	69 kg + 14.3 kg
Dimension	1190mm x 1000mm x 571mm
Protection Class	IP21S
Warranty	2 years

### Accessories

MIG Torch LN350A	3 meters (air)
MIG Torch LN350W	3 meters (water)
Gas regulator	1 piece argon
CO <sub>2</sub> Heater (24V)	1 piece optional
Chassis Cable	3 meters (50 mm <sup>2</sup> )
Power cable	3 meters (4x2.5 mm <sup>2</sup> )



**LN350W Pulse**

## LN500A / LN500W PULSE

LN500A PULSE and LN500W is an inverter-based arc welder that allows MIG, MMA, and lift-TIG welding to be done with a single device. The constant current (CC) and constant voltage (CV) control modes provide the capability to weld any kind of electrode diameters and make grooving/cutting operations using up to 8 mm carbon electrodes.

LN500A PULSE

Stock Code: NMIMBA50002

LN500W PULSE

Stock Code: NMIMBW50002



LN500A Pulse



LN500W Pulse

### Technical Parameters

System Voltage	3 phase 380V 50Hz
Input Power	22 kVA (LN500W)
Current Adjustment Range	40A – 500A
Open Circuit Voltage	85V
Voltage adjustment range	1.5V – 42V
Duty Cycle (MIG mode, 40°C)	500A, %30
	400A, %60
	330A, %100
Weight	107.4 + 14.2kg LN500W
	86.4 + 14kg LN500A
Protection Class	IP21S
MIG Torch cooling	With air, LN500A With water, LN500W
Warranty	2 years

### Accessories

MIG Torch LN500W	3 meters (water)
MIG Torch LN500A	3 meters (air)
Gas regulator	1 piece argon
CO <sub>2</sub> Heater	1 piece optional
Chassis Cable	3 meters (70 mm <sup>2</sup> )
Power cable	3 meters (4x4 mm <sup>2</sup> )
Interconnect cable	5 meters
Trolley	Standard

## LN500A/LN500W SYNERGIC DOUBLE PULSE

The synergic function selects the appropriate welding parameters itself when any of the material types, material thickness, shielding gas type, wire speed, or current values are selected.

The advanced pulse system provides spatter-free welding without deforming the workpiece. It is suitable for welding aluminium, stainless steel, and carbon steel.

LN500A SYNERGIC DOUBLE PULSE

Stock Code: NMIMSA50002

LN500W SYNERGIC DOUBLE PULSE

Stock Code: NMIMSW50002

Technical Parameters	
System Voltage	3 phase 380V 50Hz
Input Power	22 kVA (LN500W)
Current Adjustment Range	40A – 500A
Open Circuit Voltage	85V
Voltage adjustment range	15V – 42V
Duty Cycle (MIG mode, 40°C)	500A, %30
	400A, %60
	330A, %100
Weight	107.4 + 15.4kg LN500W
	86.4 + 15.2kg LN500A
Protection Class	IP21S
MIG Torch cooling	With air, LN500A With water, LN500W
Warranty	2 years

Accessories	
MIG Torch LN500W	3 meters (water)
MIG Torch LN500A	3 meters (air)
Gas regulator	1 piece argon
CO <sub>2</sub> Heater	1 piece optional
Chassis Cable	3 meters (70 mm <sup>2</sup> )
Power cable	3 meters (4x4 mm <sup>2</sup> )
Interconnect cable	5 meters
Trolley	Standard



**LN500A Synergic Double Pulse**



**LN500W Synergic Double Pulse**

## LN800W SYNERGIC DOUBLE PULSE

The synergic function selects the appropriate welding parameters itself when any of the material types, material thickness, shielding gas type, wire speed, or current values are selected.

The advanced pulse system provides spatter-free welding without deforming the workpiece. It is suitable for welding aluminium, stainless steel, and carbon steel.

LN800W SYNERGIC DOUBLE PULSE

Stock Code: NMIMSW80002

### Technical Parameters

System Voltage	3 phase 380V 50Hz
Input Power	24 kVA
Current Adjustment Range	30A – 800A
Open Circuit Voltage	85V
Voltage adjustment range	15V – 44V
Duty Cycle (MIG mode, 40°C)	800A, %35 800A, %100
Weight	93.6
Protection Class	IP21S
MIG Torch cooling	With air, LN800A With water, LN800W
Warranty	2 years

### Accessories

Gas regulator	1 piece argon
CO <sub>2</sub> Heater	1 piece optional
Chassis Cable	3 meters (70 mm <sup>2</sup> )
Power cable	3 meters (4x4 mm <sup>2</sup> )
Interconnect cable	5 meters
Trolley	Standard



**LN800W Synergic  
Double Pulse**

## ROBOTIC AUTOMATION

It is compatible with all LN500 machines, making it suitable for use in robotic automation applications. This system comprises two components and boasts the capability to pull wire from the wire barrel. Additionally, it is fully compatible with the MODBUS and DeviceNet protocols.

Stock Code: NMIMOW50002



### NSK Parameters

Input Voltage	24V
Wire Feeder Speed	2 m/min- 20 m/min
Weight	4.3kg (NSK-G)
	9.15kg (NSK-R)

### Accessories

Power Cable	3 meters (4x4 mm <sup>2</sup> )
Interconnect cable	5 meters



# CONVENTIONAL MIG/MAG GAS WELDING MACHINES





## MIG500A-YV and MIG500W-YV

Türkiye has experienced a significant shift in energy product standards post Council of Ministers' Decision No. 2010/643 on 23/06/2010, emphasizing eco-friendly designs. This led to transformative changes in manufacturing. The 'Regulation on Environmentally Sound Design Requirements for Source Equipment' in Official Gazette issue number 31434 on 25/03/2021 outlines specific criteria. These cover power supply efficiency, standby consumption, and more for all locally made arc welding machines. Meet the MIG500W-YV—a prime example. This conventional MIG/MAG gas shielded arc welder, operating efficiently at mains frequency with a transformer, perfectly complies with these eco-friendly design regulations.

MIG500W-YV

Stock Code: NMKMKW55300

MIG500A-YV

Stock Code: NMKMKKA55300

### Technical Parameters

System Voltage	3 phase 380V 50Hz
Input Power	22.6 kW (MIG500W-YV)
Open Circuit Voltage	46V
Voltage adjustment range	16V – 39V
Duty Cycle (40°C)	500A, %30 400A, %60 300A, %100
Efficiency	%86
Idle Stade Power	11.2W
Weight	176.8 + 15.6kg (550W) 165.8 + 15.3kg (550A)
Protection Class	IP21S
MIG Torch Cooling	With air, MIG500A-YV With water, MIG500W-YV
Warranty	3 years

### Accessories

MIG Torch MIG500W-YV	3 meters (water)
MIG Torch MIG500A-YV	3 meters (air)
Gas regulator	1 piece argon
CO <sub>2</sub> Heater (24V)	1 piece optional
Chassis Cable	3 meters (70 mm <sup>2</sup> )
Power cable	3 meters (4x4 mm <sup>2</sup> )
Interconnect cable	5 meters
Trolley	Standard



**MIG500W-YV**

# MMA INVERTER ARC WELDING MACHINES



## MA200

The MA200 is a portable inverter-based MMA welding machine. It provides trouble-free welding on rutile and basic electrodes with 2.5mm, 3.25mm, and 4mm diameters suitable for heavy working conditions.

It provides an easy welding start of the electrode with its adjustable hot start feature. The adjustable arc force feature allows the welding arc to be more stable by preventing the problem of arc cutting and electrodes sticking to the workpiece during welding.

MA200

Stock Code: NMISAX20001

### Technical Parameters

System Voltage	220V 50Hz
Input Power	9 kVA
Current Adjustment Range	50A – 200A
Open Circuit Voltage	66V
Output Power	5.6 kW
Duty Cycle (40°C)	200A, %35
	160A, %60
	140A, %100
Weight	5.8kg (only MA200)
	7.9kg (including cables)
Protection Class	IP21S
Warranty	2 years

### Accessories

Welding Cable with Electrode Holder	3 meters (16 mm <sup>2</sup> )
Chassis Cable	2 meters (16 mm <sup>2</sup> )
Power Cable	3 meters (3x2.5 mm <sup>2</sup> )



**MA200**

## MA350P

The MA350 is an inverter-based MMA welding machine. It provides trouble-free welding on rutile and basic electrodes with a diameter of 2.5mm to 6mm, suitable for heavy working conditions. It provides easy ignition of the electrode with its adjustable hot start feature.

The adjustable arc force feature prevents the problem of arc cutting and sticking the electrode to the workpiece during welding, making the welding arc more stable.

MA350P

Stock Code: NMISAX30004

### Technical Parameters

System Voltage	3 phase 380V 50Hz
Input Power	13.4 kVA
Current Adjustment Range	20A – 350A
Open Circuit Voltage	50V
Output Power	11.9 kW
Duty Cycle (40°C)	350A, %20
	300A, %60
	250A, %100
Weight	17.2kg (only MA350)
	21.5kg (including cables)
Protection Class	IP21S
Cooling	Air
Warranty	2 years

### Accessories

Welding Cable with Electrode Holder	3 meters (35 mm <sup>2</sup> )
Chassis Cable	2 meters (35 mm <sup>2</sup> )
Power Cable	3 meters (4x2.5 mm <sup>2</sup> )



**MA350P**



**NURİŞ**

# SAW WELDING MACHINES



## SAW800 / SAW1000 / CV1000

As the operational efficiency of SAW series machines is considerably high, it is widely used for Carbon Cutting (ARC-AIR) works. It is a thyristor-controlled high-performance power supply for submerged arc welding operations. It has the feature of making voltage adjustments at variable and infinite ranges. It is the Submerged Arc Welding power supply series operating reliably and efficiently at workshops even with the heaviest working conditions.

SAW800

Stock Code: NMKWKA08000

SAW1000C (K-6T)

Stock Code: NMKWKA10000

CV1000

Stock Code: NMKSCV10000

### Technical Parameters

System Voltage	3 phase 380V 50Hz
Input Power SAW800	45kVA
Input Power SAW1000	63kVA
Current Adjustment Range	Min: 25A
SAW800, SAW1000	800A, 1000A
Open Circuit Voltage	51V
Duty Cycle 40°C, %100 SAW800	800A
Duty Cycle 40°C, %100 SAW1000	1000A
Weight SAW800	235kg
Weight SAW1000	391.8kg
Protection Class	IP21
Cooling	With air
Warranty	3 years



SAW1000C

## SAW TRACTOR TP K-6T

Nuriş SAW Tractor provides easy-to-use and perfect quality welding automation by merging with SAW 1000C power supply. The new design provides superior performance with an advanced electronic control system. All wire diameters can be used easily thanks to the redesigned wire feeding system.

SAW TRACTOR TP K-6T (SAW 1000C)  
Stock Code: NMTTXX00201

### Technical Parameters

System Voltage	24V AC
Input Power	250W
Voltage Adjustment Range	15V – 45V
Wire Feed Speed Range	20 cm/min 400 cm/min
Tractor Speed	50 cm/min 200 cm/min
Wire Diameter	2.0mm, 2.4mm, 3.2mm, 4mm
Weight	70kg
Warranty	3 years

### Accessories

Remote Control Cable	15 meters
Welding Cable	15 meters (2 pcs 70 mm <sup>2</sup> parallel)
Chassis Cable	5 meters (2 pcs 70 mm <sup>2</sup> parallel)



**SAW TRACTOR TP K-6T**



## SAW FIXED HEAD SYSTEM TP K-6T

Nuriş SAW Tractor provides easy-to-use and perfect quality welding automation by merging with the SAW 1000C power supply. It provides superior performance with its new design and advanced electronic control system. Can be used with external automation systems.

SAW FIXED HEAD SYSTEM TP K-6T (SAW 1000C)  
Stock Code: NMTSXX00200

### Technical Parameters

System Voltage	24V AC
Input Power	200W
Voltage Adjustment Range	15V – 45V
Wire Feed Speed Range	20 cm/min 400 cm/min
Wire Diameter	2.0mm, 2.4mm, 3.2mm, 4mm
Weight	26.6kg + 4.2kg
Warranty	3 years

### Accessories

Remote Control Cable	5 meters
Welding Cable	5 meters (2 pcs 70 mm <sup>2</sup> parallel)
Chassis Cable	5 meters (2 pcs 70 mm <sup>2</sup> parallel)



**SAW FIXED HEAD  
SYSTEM TP K-6T**

# TIG WELDING MACHINES



## TIG250 DC

The TIG250DC welding machine utilizes inverter technology to operate efficiently at low power while delivering a welding current of 250 amperes. It has the capability to perform both MMA (Manual Metal Arc) welding with covered electrodes and argon welding using the lift-TIG method, all within a single machine.

This portable TIG250DC machine operates with a 220-volt mains voltage and employs high-frequency starting to achieve a smooth and seamless welding process. In MMA mode, it provides adjustable settings for Hot Start and Arc Force, offering enhanced control over the welding process. In HF TIG and lift-TIG modes, it features adjustable parameters for post-gas and finish current time, allowing for precise customization and control during the welding operation.

TIG250DC

Stock Code: NMKTKW20000

### Technical Parameters

System Voltage	1 phase 220V 50Hz
Input Power	6.6kW
Input Current	42A
Current Adjustment Range	10-250A
Open Circuit Voltage	65V
Duty Cycle (40°C)	250A, %20
	180A, %60
	150A, %100
Weight	10 kg
Dimension	171mm x 499mm x 316mm
Protection Class	IP21S
Warranty	2 years

### Accessories

TIG Torch	3 meters
Chassis cable	2 meters
Welding Cable with Electrode Holder	3 meters



**TIG250 DC**

# LASER WELDING MACHINES



## NL1500W

NL2000W Water Cooled Laser Welding Machine optimizes workflow with its advanced technology, offering the capability to perform laser welding, cleaning, and cutting processes all in one machine. The water-cooling system enables long-term continuous welding operations.

It particularly excels in high-performance welding for thin metals, showcasing splatter-free, smooth welding performance that eliminates the need for post-welding grinding.

Thanks to its user-friendly interface, it offers easier applicability compared to traditional welding methods. Its portability allows adaptability to various working conditions. Equipped with a Turkish interface and adjustable parameter settings, it can effectively work with different types of metals.

Stock Code: NMLSIA08001

### Welding Performance

Stainless steel	4 mm
Carbon steel	4mm
Aluminium	3 mm
Galvanized sheet	3 mm
Brass	3 mm

### Parameters

System Voltage	220V 50 Hz
Input Power (at %100 Laser power)	5.3 kW
Laser output power	1500 W
Laser wavelength	1080±5nm
Output Connector	QBH
Wobble speed	2-6000 mm/s Recommended:600mm/s
Wobble Width	0-6 mm Recommended:0-4 mm
Frequency	5-5000 Hz Recommended:2000 Hz
Weight	124.2 kg
Warranty	2 years

### Accessories

Torch (fixed to laser power source)	9 m
Gas regulator (Nitrogen)	1 piece
Nuris NSK-L Wire Feeder Unit	1 piece
Laser safety glasses	2 pieces



## NL2000W

NL2000W Water Cooled Laser Welding Machine optimizes workflow with its advanced technology, offering the capability to perform laser welding, cleaning, and cutting processes all in one machine. The water-cooling system enables long-term continuous welding operations.

It particularly excels in high-performance welding for thin metals, showcasing splatter-free, smooth welding performance that eliminates the need for post-welding grinding.

Thanks to its user-friendly interface, it offers easier applicability compared to traditional welding methods. Its portability allows adaptability to various working conditions. Equipped with a Turkish interface and adjustable parameter settings, it can effectively work with different types of metals.

Stock Code: NMLSLA09001

### Welding Performance

Stainless steel	5 mm
Carbon steel	5 mm
Aluminium	5 mm
Galvanized sheet	4 mm
Brass	3 mm

### Parameters

System Voltage	220V 50 Hz
Input Power (at %100 Laser power)	7.5 kW
Laser output power	1500 W
Laser wavelength	1080±5nm
Output Connector	QBH
Wobble speed	2-6000 mm/s Recommended:600mm/s
Wobble Width	0-6 mm Recommended:0-4 mm
Frequency	5-5000 Hz Recommended:2000 Hz
Weight	127.2 kg
Warranty	2 years

### Accessories

Torch (fixed to laser power source)	9 m
Gas regulator (Nitrogen)	1 piece
Nuris NSK-L Wire Feeder Unit	1 piece
Laser safety glasses	2 pieces




## NLT2000 LASER CLEANING MACHINE

NLT2000 Water-Cooled Laser Cleaning Machine is a high-security, efficient water-cooled laser cleaning machine offered with Nuriş Technology's quality and assurance. It provides users with smooth cleaning thanks to its state-of-the-art laser control system. With the F800 lens, it can clean up to 290mm. It easily removes dirt, rust, and dust from your materials. NLT2000 is designed to clean your tasks quickly, effectively, and safely.


LASER CLEANING MACHINE

Stock Code: NMLSLA12001



Parameters	
System Voltage	220V 50 Hz
Input Power (at %100 Laser power)	7.5 kW
Laser output power	1500 W
Laser wavelength	1080±5nm
Output Connector	QBH
Wobble Width	Max: 290mm
Frequency	5-5000 Hz Recommended: 2000 Hz
Scanning Frequency	10-100 Hz Recommended: 50 Hz
Weight	127.2 kg
Warranty	2 years

Accessories	
Torch	9 m
Gas regulator	1 piece
Laser safety glasses	2 pieces



## DOUBLE WIRE FEEDER

Nuriş double wire feeding unit optimizes the performance of your laser welding machine with its special design. The use of double wire and a powerful wire feeding motor provides operators with precise control by delivering fast and efficient operations. With both single wire and dual wire feeding functions, it supports cost savings, high-quality welding, and a competitive advantage, accelerating your processes and increasing productivity.

Compatible with Nuriş NL1500W and NL2000W laser welding machines.

### DOUBLE WIRE FEEDER


Stock Code: NYNSIN02700

	Parameters
System Voltage	220±5% 50Hz
Maximum Power	150W
Maximum Current	6.5 A
Wire Feeder Speed	15-600 cm/min
Wire Feeder Diameters	Single Wire: 0.8/1.0/1.2/1.6 mm Double Wire: 1.6/2.0/2.5 mm
Welding Wire Weight	<20 kg
Diameters	575mm x 250mm x 670mm
Machine Weight	30 kg
Warranty	2 years





# CONSUMABLES



STOCK CODE

PICTURE

**LASER SAFETY GLASSES**

NHLSLA01400



**LASER TORCH HOLDER**

NYLSLA02001



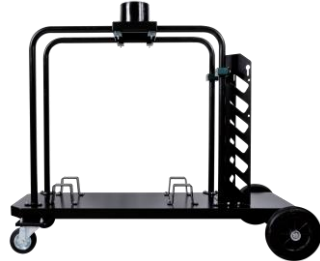
**AIR-COOLED LASER CONSUMABLES**

STOCK CODE

PICTURE

**LASER TROLLEY**

NYLSLA1003  
(Compatible with NTX1-1500 and MA1-45)



**WIRE RUNNER MATERIAL**











NHLSLA03200  
(Compatible with NTX1-1500 and MA1-45)



**LASER PROTECTIVE LENS**

NHLSLA01600




STOCK CODE	PICTURE	WELDING TYPE
NHLSLA01800		
NHLSLA01700		
NHLSLA02100		
NHLSLA02000		
NHLSLA01900		

**WATER-COOLED LASER CONSUMABLES**
**STOCK CODE**
**PICTURE**
**WATER-COOLED LASER TORCH**

NHLSLA08700


**LASER CLEANING TORCH**

 NHLSLA16700  
 (COMPATIBLE WITH NLT2000W)

**LASER FOCUS LENS**

 NHLSLA10000 - **F150**  
 NHLSLA19100 - **F800**  
 NHLSLA18900 - **F200**

**LASER PROTECTIVE LENS**

 NHLSLA09800 -- PROTECTIVE LENS D18\*2  
 (COMPATIBLE WITH NL1500W AND NL2000W)

**LASER NOZZLE SET**

 NHLSLA10100 -- NOZZLE ASSEMBLY 23T  
 (COMPATIBLE WITH NL1500W AND NL2000W)


STOCK CODE

PICTURE

**LASER CLEANING COVER**

NHLSLA12600



**SCALE TUBE FT125**

NHLSLA22300



**SAFETY LOOP CABLE**

NYKIDG02400



## DOUBLE WIRE FEEDER CONSUMABLES

STOCK CODE

PICTURE

### GUIDE WIRE MOUTH

NHLSLA20900 - 1.2  
 NHLSLA21000 - 1.6  
 NHLSLA21100 - 2.0



### DOUBLE WIRE NOZZLE

NHLSLA21600 - AS-12D  
 NHLSLA21400 - AS-16D  
 NHLSLA21300 - AS-20D



### DOUBLE WIRE MOUTH

NHLSLA13400 - 0.8  
 NHLSLA13500 - 1.0  
 NHLSLA13600 - 1.2  
 NHLSLA13700 - 1.6



### WIRE FEEDING TUBE

NHLSLA22200 - Graphite double wire feeding tube  
 NHLSLA13100 - Steel double wire feeding tube  
 NHLSLA13000 - Graphite wire feeding tube  
 NHLSLA20600 - Steel wire feeding tube



### WIRE FEEDER WHEEL

NHLSLA15900 - 0.8-1.0 U Double Wire Wheel  
 NHLSLA16000 - 1.2-1.6 U Double Wire Wheel  
 NHLSLA21800 - 0.8-1.0 V - Double Wire Wheel  
 NHLSLA21900 - 1.2-1.6 V - Double Wire Wheel





**NURİŞ**



## Nuriş Teknoloji A.Ş.





Ahi Evran OSB Mah. Babürşah Cad. No:2  
06935 Sincan- Ankara / Türkiye


[www.nuris.com.tr](http://www.nuris.com.tr)

[info@nuris.com.tr](mailto:info@nuris.com.tr)

+90 312 267 58 60

 Nuriş Teknoloji

 Nuriş Teknoloji

 /NurişTeknoloji